


PLUGS

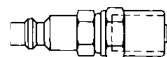
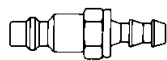
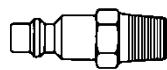
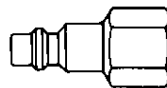


Industrial Interchange

SOCKETS



Female Thread	
1/8 FPT	13-3
1/4 FPT	11-3
3/8 FPT	15-3
Male Thread	
1/8 FPT	12-3 ■●
1/4 FPT	10-3 ■●
3/8 FPT	14-3 ■
Hose Stem (Require Hose Clamps)	
1/4 I.D.	16-3 ■
5/16 I.D.	165-3
3/8 I.D.	17-3 ■
Push-On Hose Stem	
1/4 I.D.	51-3
3/8 I.D.	71-3
Reusable Hose Clamp	
ID X OD	
3/16 X 3/8	
3/16 X 7/16	
1/4 X 1/2	PB3-3 ■
1/4 X 9/16	PB5-3 ■
1/4 X 5/8	PB7-3 ■●
1/4 X 11/16	PB9-3 ■
5/16 X 9/16	PC5-3
5/16 X 5/8	PC7-3
3/8 X 5/8	PD7-3
3/8 X 11/16	PD9-3
3/8 X 3/4	PD11-3
3/8 X 13/16	PD13-3




Manual Sleeve Guard	Manual Ind.	Automatic Complies With A-A-59439	Safety
Female Thread			
SG2803	2803	FM2803	
SG3003	3003	FM3003	SV3003
SG3203	3203 ●	FM3203	SV3203
Male Thread			
SG2903	2903 ●	FM2903	
SG3103	3103 ●	FM3103	SV3103
SG3303	3303 ●	FM3303	SV3303
Hose Stem (Require Hose Clamps)			
SG3603	3603 ●	FM3603	SV3603
	3653	FM3653	
SG3703	3703 ●	FM3703	SV3703
Push-On Hose Stem			
SG1513	1513	FM1513	
SG1713	1713	FM1713	
Reusable Hose Clamp			
SAA-3		FMSAA-3	
SAO-3		FMSAO-3	
SB3-3		FMSB3-3	
SB5-3		FMSB5-3	
SB7-3 ●		FMSB7-3	
SB9-3		FMSB9-3	
SB5-3		FMSB5-3	
SC7-3		FMSC7-3	
SD7-3		FMSD7-3	
SD9-3		FMSD9-3	
SD11-3		FMSD11-3	
SD13-3		FMSD13-3	




BALL CHECK

1/4 MPT	10-3G ■●
3/8 MPT	14-3G ■



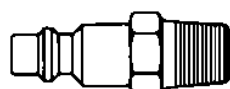
VALVE CORE

1/4 MPT	10-3D
---------	-------



SWIVEL (Free Swivel Under Pressure)

1/8 MPT	12S-3
1/4 MPT	10S-3
3/8 MPT	14S-3



Ball check plugs eliminate hose whip at disconnect by checking the rapid flow of downstream exhaust air.

Sockets with modified valves are recommended for use with valve core plugs. Suffix-D to socket Cat. No.

- Available In Brass – Suffix B
- Available In 303 Stainless – Suffix S/S